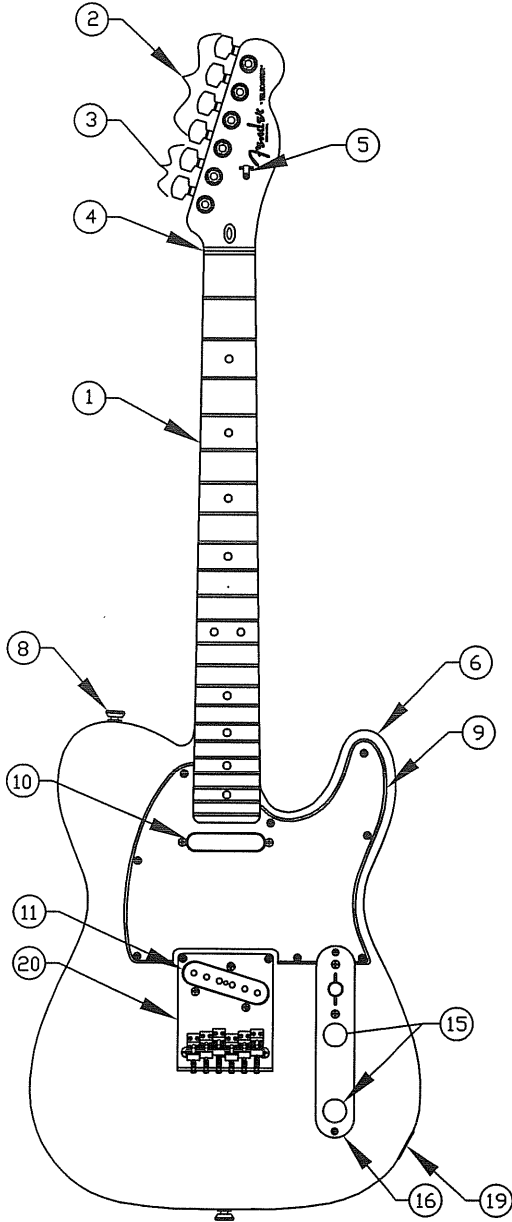


# AMERICAN STANDARD TELECASTER® UPGRADE, RH MODEL

ROSEWOOD - RW 011-0500-xxx

MAPLE - MN 011-0502-xxx



REF#	DESCRIPTION	PART NUMBER
1	NECK (ROSEWOOD)	007-5402-000
1	NECK (MAPLE)	007-5403-000
1a	STANDARD FRET WIRE (24)	099-1998-000
2	TUNER, SHORT POST (E, B, G, & D)	005-8142-000
2a	TUNER MOUNTING WASHERS (6)	005-3106-049
2b	TUNER BUSHINGS (12)	005-3107-049
3	TUNER (A & E)	003-7429-000
3a	TUNER MOUNTING WASHERS (6)	005-3106-049
3b	TUNER BUSHINGS (2)	005-3107-000
4	BONE NUT BLANKS (2)	099-4920-000
5	AMERICAN STRING GUIDES (2)	099-4911-000
6	BODY (3 TONE SUNBURST)	005-5221-500
6a	BODY (2 TONE SUNBURST)	005-5221-503
6b	BODY (BLACK)	005-6186-506
6c	BODY (BLIZZARD PEARL)	005-6186-555
6d	BODY (CANDY COLA)	005-6186-512
6e	BODY (CRIMSON TRANSPARENT)	003-8417-538
6f	BODY (NATURAL)	003-8417-521
6g	BODY (VINTAGE WHITE)	005-6186-541
7	AM SRS Guitar NECKPLATE (CHROME)	099-1445-100
7a	NECK MOUNTING SCREWS, CHROME (4)	099-4948-000
7b	ADJUSTMENT SCREW	003-1571-000
7c	ADJUSTMENT WRENCH (12)	002-3811-049
8	STRAP BUTTON (CHROME) (2PC w/ Screws)	099-4914-000
8a	MOUNTING SCREWS (12)	001-6188-049
8b	BLK FELT WASHERS (12) (FOR BUTTONS)	099-4929-000
8c	WHT FELT WASHERS (12) (FOR BUTTONS)	099-4930-000
9	PICKGUARD, B/W/B (For Solid Colors)	099-1356-000
9a	PICKGUARD, P/B/P	099-1375-000
9b	PICKGUARD SCREWS (CHROME) (24)	099-4923-000
10	PICKUP, NECK, AM STD TELE HOT w/ COVER	005-0890-000
10a	PICKUP MOUNTING SCREWS (12)	002-1409-049
10b	PICKUP MOUNTING TUBE	099-4916-000
11	PICKUP, BRIDGE, AM STD TELE	005-0888-000
11a	PICKUP MOUNTING SCREWS (12)	004-8631-049
11b	PICKUP MOUNTING TUBE	099-4916-000

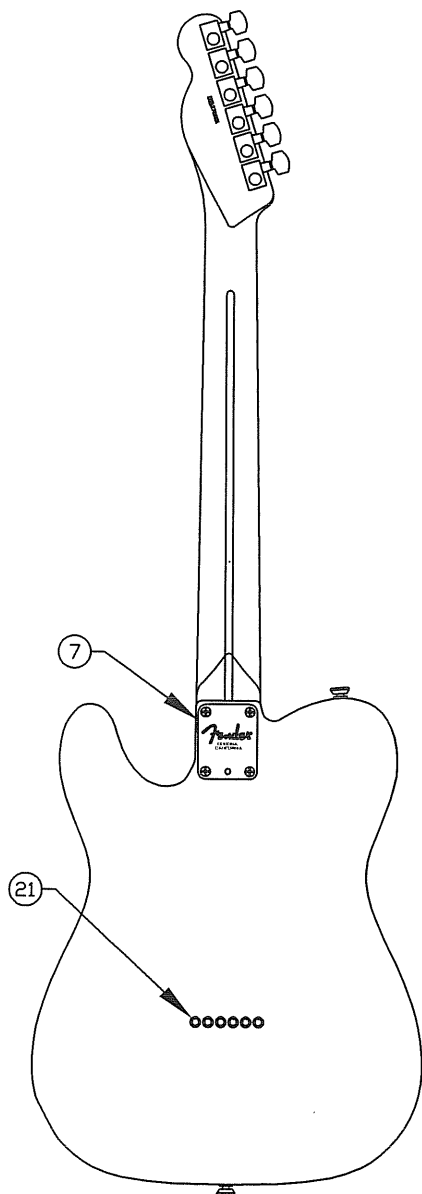
\* = Not picture in diagram

**Bold = Items available for warranty replacement only**

# AMERICAN STANDARD TELECASTER® UPGRADE, RH MODEL

ROSEWOOD - RW 011-0500-xxx

MAPLE - MN 011-0502-xxx



REF#	DESCRIPTION	PART NUMBER
12	250K SOLID SHAFT POT	099-0831-000
12a	LOCKING WASHERS (12)	001-6436-049
12b	HEX NUTS (12)	001-6352-049
13	NO LOAD 250K SOLID SHAFT	099-0833-000
13a	LOCKING WASHERS (12)	001-6436-049
13b	HEX NUTS (12)	001-6352-049
14	CAPACITOR MP, .022µf, 250V, 10% (12)	002-4832-049
15	TELE CHROME KNURLED KNOBS (2)	099-1366-000
15a	KNOB SET SCREWS (24)	099-4922-000
16	TELE CONTROL PLATE (CHROME)	099-2058-000
16a	CONTROL MOUNTING SCREW (SEE REF# 9b)	099-4923-000
17	TELE 3 WAY SWITCH	099-2041-000
17a	SWITCH SCREWS (CHROME) (12)	099-4925-000
17b	TELE SWITCH TIPS (2)	099-4936-000
18	GROUNDING LUG	001-2869-000
18a	GROUNDING LUG SCREW (12)	001-5116-049
19	OUTPUT JACK	002-5116-000
19a	LOCKING WASHER (12)	001-6436-049
19b	FERRULE JACK ASSY w / HARDWARE	099-1941-000
19c	NUT HEX (12)	001-6352-049
20	<b>BRIDGE ASSY</b>	<b>007-5108-000</b>
20a	<b>MOUNTING SCREWS (UNDER THE SADDLE)</b>	<b>002-1373-000</b>
20b	<b>MOUNTING SCREWS</b>	<b>002-7956-000</b>
20c	<b>BRIDGE PLATE (CHROME)</b>	<b>007-5106-000</b>
20d	<b>BRIDGE SECTION (6)</b>	<b>007-5123-000</b>
20e	<b>INTONATION SCREWS (6)</b>	<b>007-6245-000</b>
20f	<b>INTONATION SPRINGS (1 THRU 4)</b>	<b>005-6138-000</b>
20g	<b>INTONATION SPRINGS (5 &amp; 6)</b>	<b>005-6139-000</b>
20h	<b>HEIGHT ADJUSTMENT SCREWS (1 &amp; 6)</b>	<b>007-5385-000</b>
20i	<b>HEIGHT ADJUSTMENT SCREWS (2-5)</b>	<b>007-5537-000</b>
21	<b>AM TELE STRING FERRULES (6) CHROME</b>	<b>099-4917-000</b>
22*	<b>KIT ASSY AS GUITAR (AXL)</b>	<b>006-2986-000</b>
23*	TRUSS ROD ADJUSTMENT WRENCH	002-3811-049
24*	SADDLE HEIGHT ADJUSTMENT WRENCH	001-8531-049
25*	MOLDED CASE	099-6101-506

\* = Not picture in diagram

Bold = Items available for warranty replacement only

# AMERICAN STANDARD TELECASTER® UPGRADE, 011-0500/02

REF.#	P/N	DESCRIPTION	REF.#	P/N	DESCRIPTION
1	0075403000	Neck, Am Std Telecaster Upgrade, M/N	15	0013359000	Knob, Knurled (2)
	0075402000	Neck, Am Std Telecaster Upgrade, R/W		0028897001	Screw Set
2	0058142000	Tuning Key, LH Short, (E, B, G, D)	16	0033134060	Control Plate
	0053106000	Washer		0021407000	Mounting Screw
	0053107000	Bushing	17	0053290000	Switch, Lever 3-Position
3	0037429000	Tuning Key, LH		0021417000	Mounting Screw
	0053106000	Washer		0018359000	Knob, Black
	0053107000	Bushing	18	0024832000	Capacitor, .022uf
4	0083675000	Bone Nut	19	0012869000	Solder Lug
5	0021537000	String Retainer		0015116000	Mounting Screw
	0021405000	Mounting Screw	20	0054627000	Solder Lug
6	0023811000	Truss Rod Adjustment Wrench		0015116000	Mounting Screw
7	See Table	Body, American Tele Upgrade	21	0040808000	Output Jack
8	0054038000	Neck Mounting Plate		0016352000	Mounting Hex Nut
	0021424000	Mounting Screw		0016436000	Lock Washer, Intl
	0031571000	Tilt Adjustment Screw		0021452000	Jack Ferrule
	0023811000	Tilt Adjusting Wrench	22	0075108000	Bridge Assy, Am. Srs. Tele Upgrade
9	0063267000	Strap Button		0021373000	Mounting Screw, (Under the saddle)
	0016188000	Mounting Screw		0027956000	Mounting Screw
	0019056000	Felt Washer, Black	23	0075106000	Bridge Plate
	0020491000	Felt Washer, White	24	0075123000	Bridge Section, (6)
10	See Table	Pickguard, Am. Std. Tele.	25	0076245000	Intonation Screw, (6)
	0021407000	Mounting Screw	26	0056138000	Intonation Spring, 1- 4
11	0050890000	Pickup, Neck, Hot, Am. Std. Tele	27	0056139000	Intonation Spring, 5&6
	0021409000	Mounting Screw	28	0075385000	Height Adjustment Screw, 1&6
	0039409000	Tubing, Latex Cut	29	0075537000	Height Adjustment Screw, 2-5
12	0050888000	Pickup, Bridge, Hot, Am. Std. Tele	30	0021429000	String Retainer Ferrule
	0048631000	Mounting Screw			
	0036878000	Tubing, Latex Cut			
13	0019064000	Control, 250K, Audio, Volume			
	0016352000	Mounting Hex Nut			
	0016436000	Lock Washer, Intl			
14	0050886000	Control, 250K, No Load, Tone			
	0016352000	Mounting Hex Nut			
	0016436000	Lock Washer, Intl			

Body P/N & Description		Pickguard P/N & Description	
0055221500	3 Color Sunburst	0056210000	Parch/Black/Plach
0038417503	2 Color Sunburst	0056210000	Parch/Black/Plach
0056186506	Black	0056210000	Parch/Black/Plach
0056186512	Candy Cola	0056210000	Parch/Black/Plach
0038417521	Natural	0075503000	Black/White/Black
0038417538	Crimson Transparent	0075503000	Black/White/Black
0056186555	Blizzard Pearl	0056210000	Parch/Black/Plach
0056186541	Vintage White	0056210000	Parch/Black/Plach

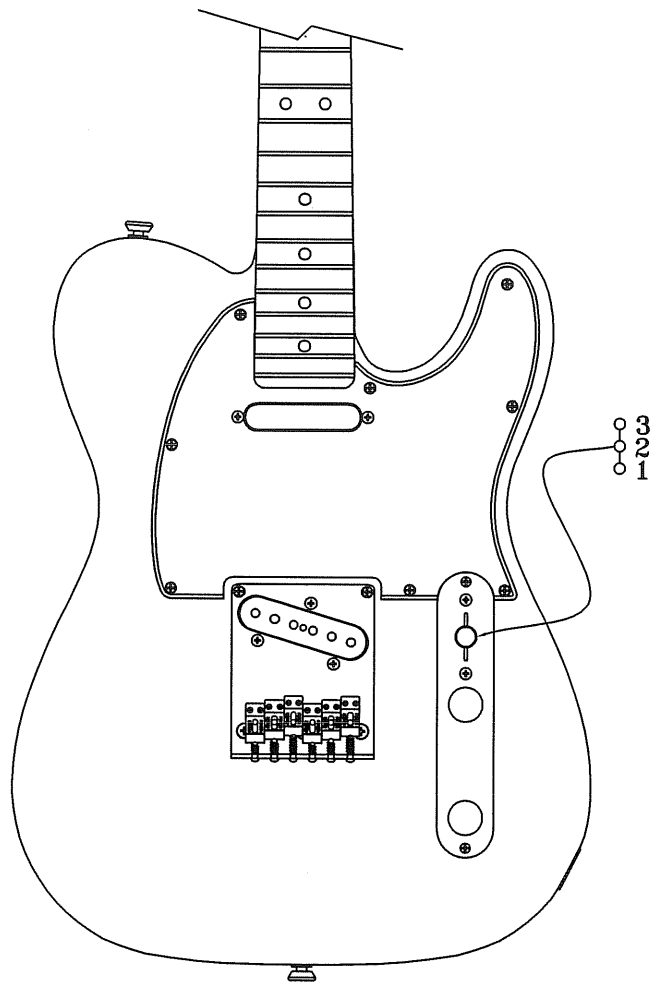




# AMERICAN STANDARD TELECASTER® UPGRADE, RH MODEL

## CONTROL FUNCTIONS

3 WAY SWITCH POSITION			
3	2	1	
			← NECK PICKUP (A)
			← BRIDGE PICKUP (B)
	PICKUP IS ON		INDICATES POSITION OF 3 WAY SWITCH
	PICKUP IS OFF		
A	PICKUP (NECK)		
B	PICKUP (BRIDGE)		



*Fender*®