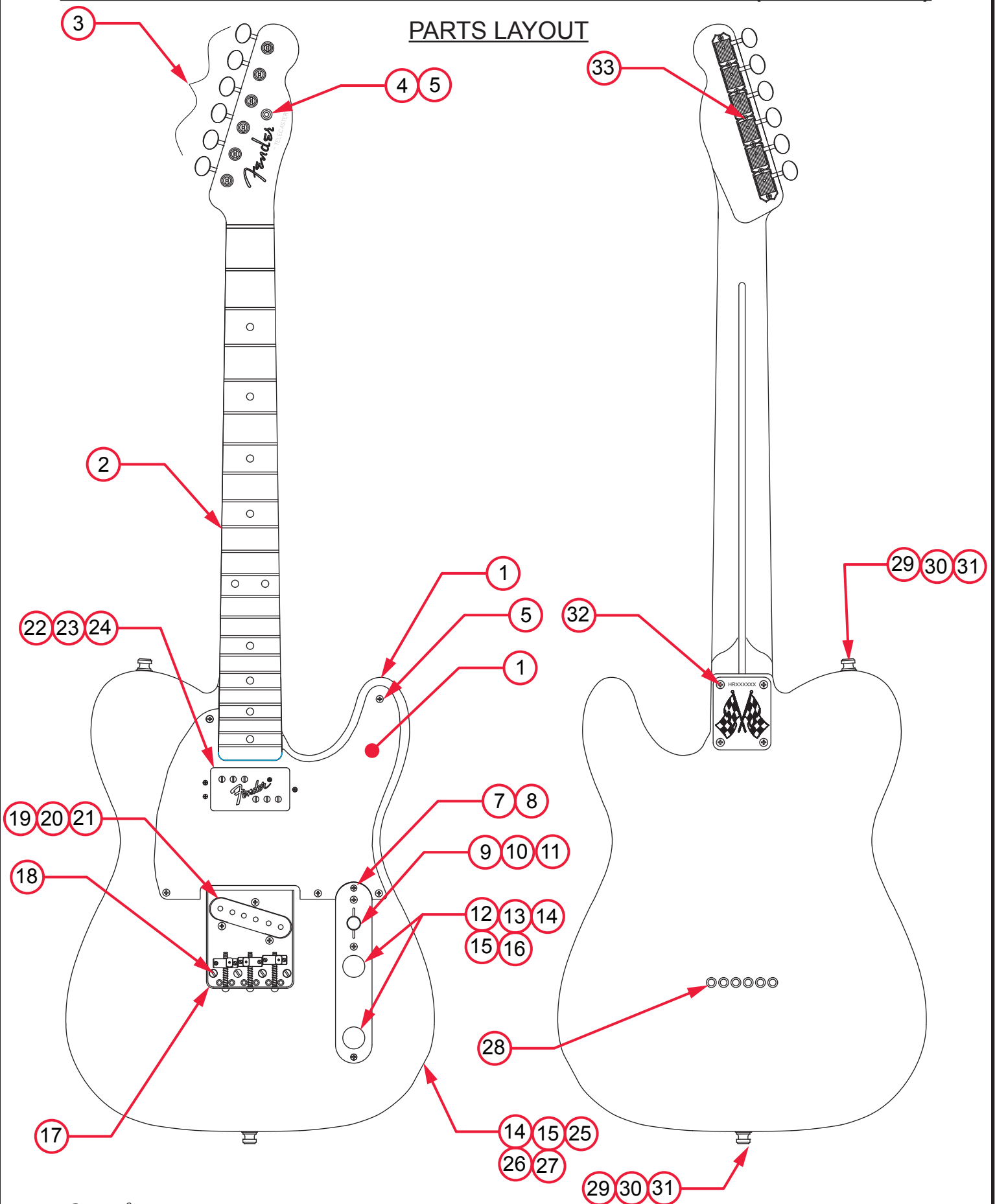


# AMERICAN VINTAGE HOT ROD 50'S TELECASTER® (0112502XXX)

## PARTS LAYOUT



# AMERICAN VINTAGE HOT ROD 50'S TELECASTER® (0112502XXX)

## PARTS LIST

REF#	DESCRIPTION	PART NUMBER
1	BODY VINT HOT ROD 50'S TELE BLK	0096796506
1	BODY VINT HOT ROD 50'S TELE BTB	0096796550
2	NECK ASSY VINT HOT ROD 50'S TELE MPL	0096527000
3	KEYS WITH BUSHING SET	0072272000
4	STRING GUIDE VNT TELE	0994912000
5	SCREW SMAB 4 X 1/2 OHPNI	0015578049
6	PICKGUARD VINT HOT ROD 50'S TELE BLACK	0096749000
6	PICKGUARD VINT HOT ROD 50'S TELE EGGSHELL	0096814000
7	CONTROL PLATE TELE 4-WAY ALUM CHROME	7701608000
8	SCREW SMA 5 X 5/8 OHP NI	0015602049
9	SWITCH KNOB VINTAGE TELECASTER	0093602000
10	SWITCH LEVER 4-WAY	0992250000
11	SCREW M 6-32 X 5/8 RHP NI	0015800000
12	KNOB CONTROL 52 TELE KNURLED CHROME	0094040000
13	CONTROL 375K 20% SOSH	0073133000
14	NUT HEX 3/8-32 X 3/32 TK NI	0016352049
15	WASHER LOCK INTL 3/8 X .687	0016436049
16	CAPACITOR .05µF 150VDC AM VINT 50'S W/LOGO	0094119000
17	BRIDGE ASSY VINT HR 50'S TELE	0099348000
17A	BRIDGE PLATE VINT TELE	0054162000
17B	SADDLE MOVABLE INTONATABLE BRASS	0091093000
17C	SCREW INTONATABLE SADDLE	0091094000
17D	WASHER FLAT .197 X .115 X .015 BLK	0092245000
17E	SADDLE FIXED INTONATABLE BRASS	0091090000
17F	SCREW ST 6-32 X 7/16 OVPT SL NI	0016105049
17G	SCREW M 6-32 X 1-1/4 RHP NI	0015834049
17H	SPRING COMPRESSION 1-1/16 #144	0018689049
18	SCREW SMA 6 X 1 OHP NI	0037952049
19	PICKUP ASSY VINT HOT ROD 50'S TELE BRIDGE	7700144000
20	SCREW 6-32 X 3/4 RHP STL NI	0099346000
21	TUBING LATEX CUT .375 X 1/8ID X 1/4OD	0036878000
22	PICKUP ASSY TWIN HEAD WR ZEBRA NK	0096283020
23	SCREW M 3-48 X 13/16 NICKEL	0051596049
24	SPRING HB MTG 3/4"	0050167049
25	FERRULE JACK NICKEL	0991941000
26	JACK PHONE OPEN CIRCUIT 11	0021956049

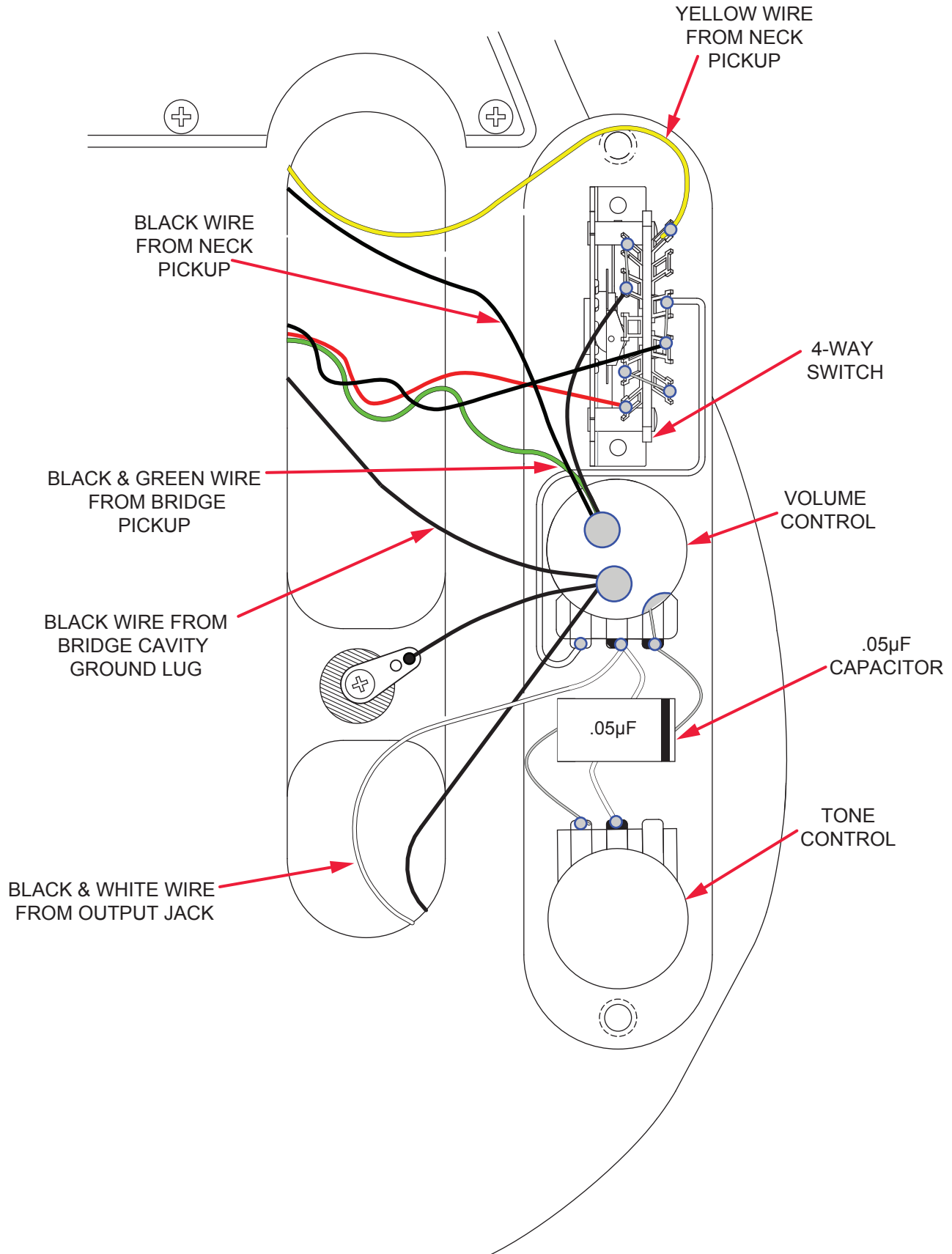
\*= NOT PICTURED IN DIAGRAM





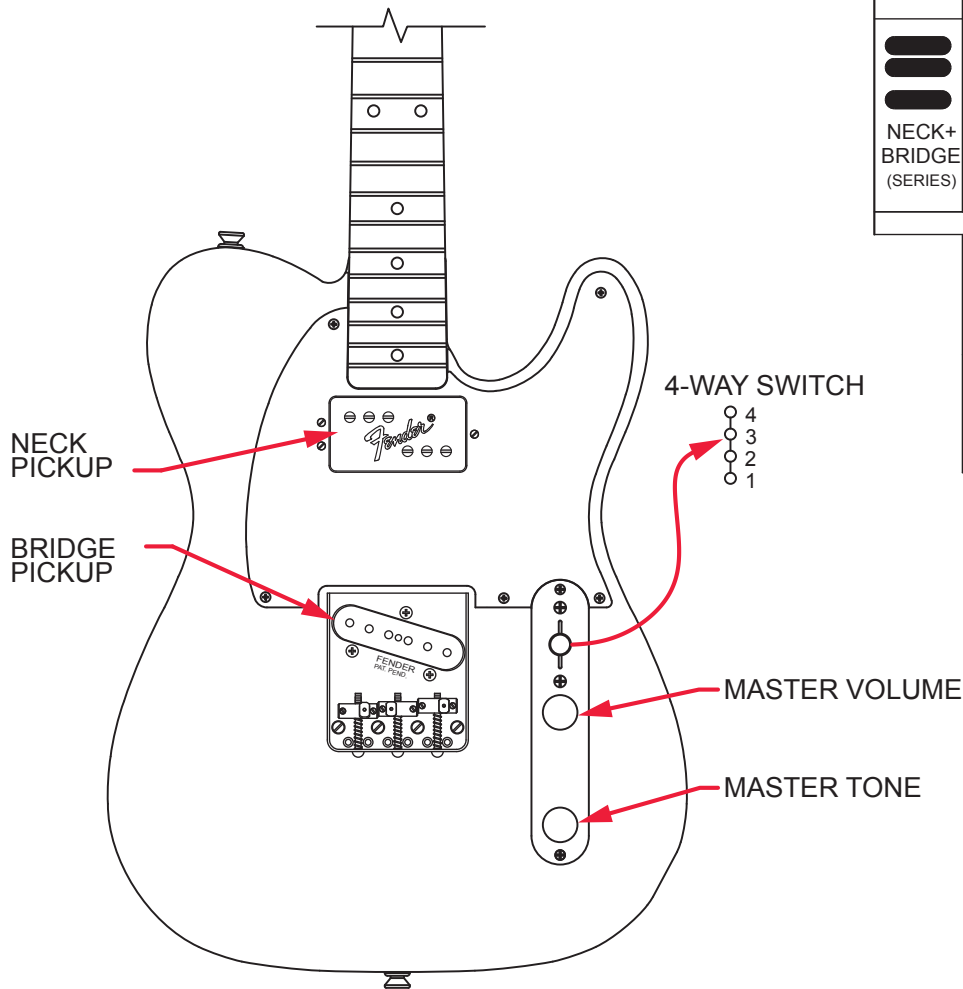
# AMERICAN VINTAGE HOT ROD 50'S TELECASTER® (0112502XXX)

## WIRING ASSEMBLY



# AMERICAN VINTAGE HOT ROD 50'S TELECASTER® (0112502XXX)

## SWITCH AND CONTROL FUNCTION



4 WAY SWITCH POSITION				
				← SWITCH POSITION
				← NECK PICKUP ← BRIDGE PICKUP
NECK+ BRIDGE (SERIES)	NECK ONLY	NECK+ BRIDGE (PARALLEL)	BRIDGE ONLY	
PICKUP IS ON PICKUP IS OFF			INDICATES POSITION OF 4 WAY SWITCH 	