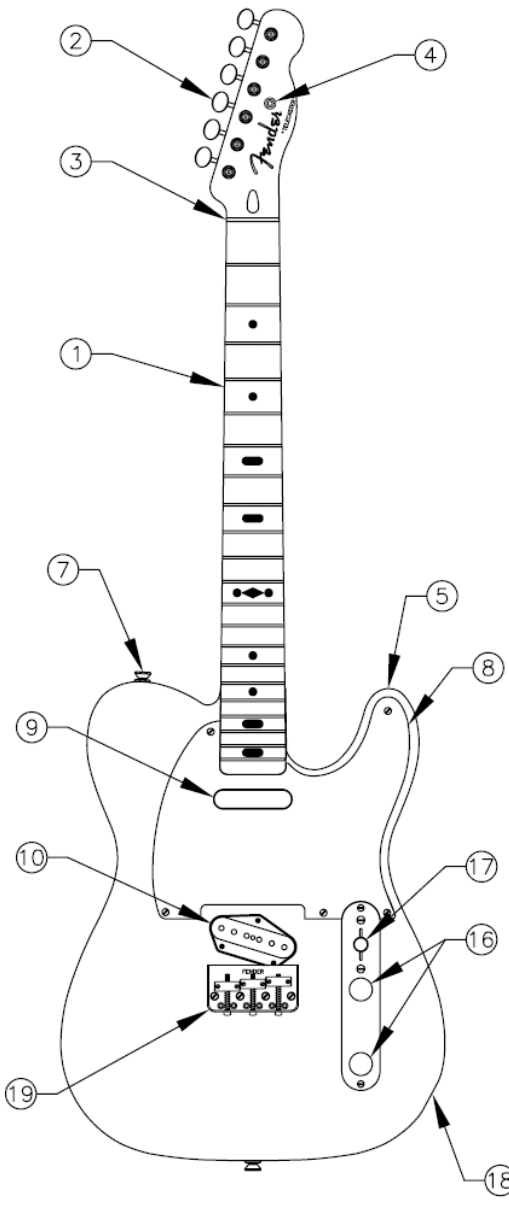


G.E Smith Telecaster

Maple-

m/n 0118202xxx



<u>Loc #</u>	<u>Description</u>	<u>Part Number</u>
1	Neck (maple)	007-6248-000
1a	Vintage Fret Wire (24)	099-2014-000
2	Vintage Tuners (6)	099-2040-000
2a	Tuner Mtg. Screws (12)	001-8370-049
2b	Bushings (6)	099-4946-000
3	Bone Nut (blank) (2)	099-4920-000
4	Tele String Guide	099-4912-000
5	Body (Honey Blonde)	007-2647-567
5	Body (Dakota Red)	007-2647-554
6	Neck Plate	007-2989-000
6a	Neck Mtg. Screws (12)	001-8369-049
6b	Truss Rod Nut	099-4944-000
7	Strap Buttons (2)	099-4915-000
8	Pickguard	<u>Multiple options</u>
8a	Pickguard Screws (24)	099-4923-000
9	Vintage Tele Neck Pickup	005-3780-000
9a*	Pickup Mounting Screw (12)	001-8373-049
10	Vintage Tele Body Mount Pickup	007-2652-000
10a*	Pickup mtg. screws (12)	001-8373-049
9-10b*	Pickup Height Adjust Tubing	099-4916-000
11-12*	250K Solid Shaft Pot (Vol./Tone)	099-0831-000
13*	.022uf Capacitors (12)	002-4832-049
14*	Control Plate (w/ mounting screws)	099-2058-000
15*	3 Way Switch	099-2041-000
16	Knurled Tele Knob Set (2)	099-1366-000
17	Tele Switch tips (2)	099-4936-000
18	Output Jack	002-1956-000
18a	Jack Nut (12)	001-6352-049
18b	Lock Washer (12)	001-6436-049
18c	Jack Plate (chrome)	099-1941-000

* = Not pictured in diagram

Bold = Item is available for warranty replacement only

G.E Smith Telecaster

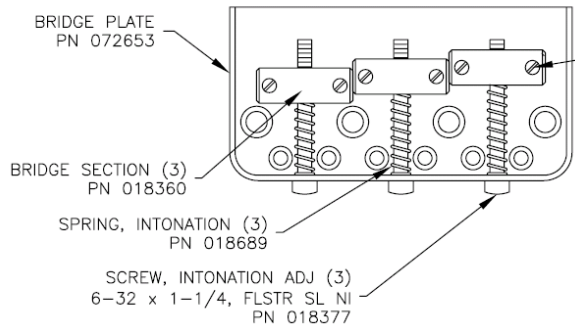
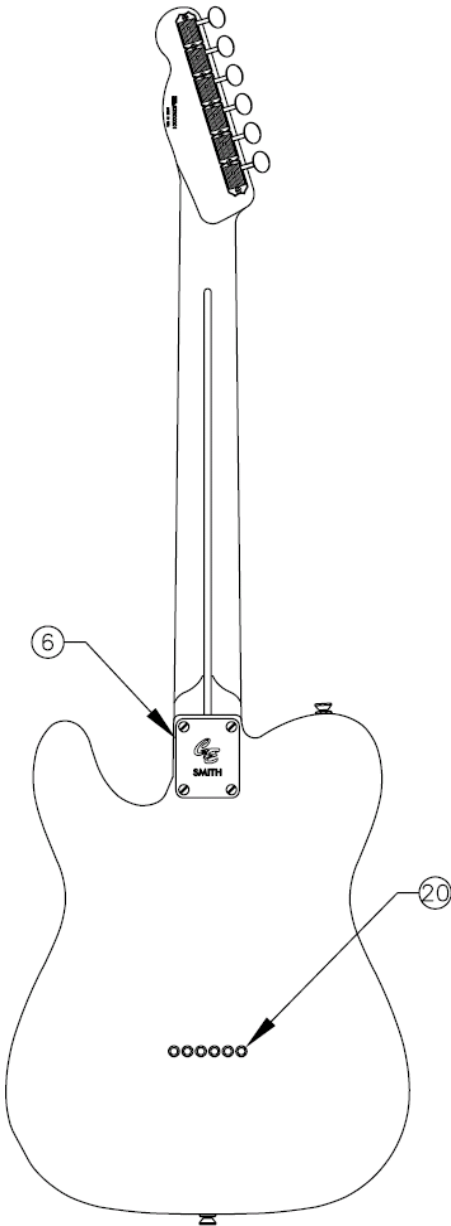
Maple-

m/n 0118202xxx

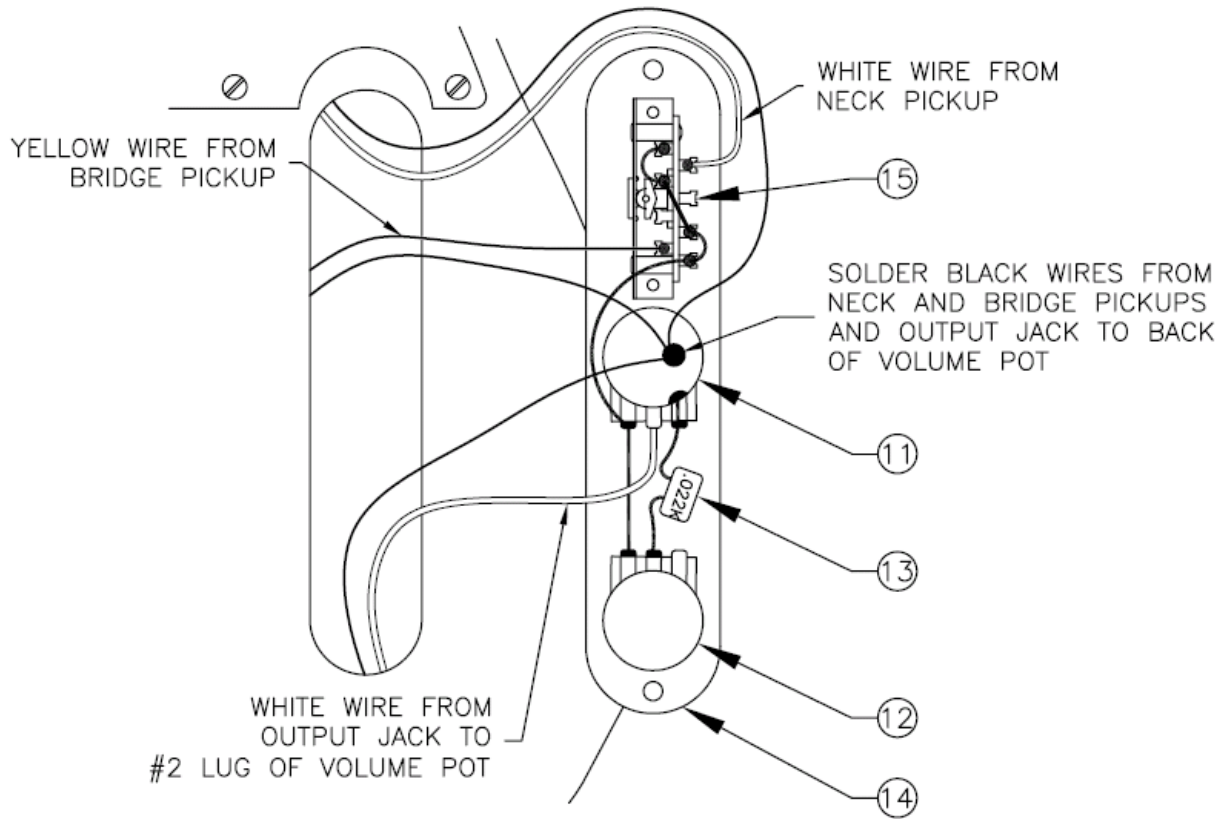
<u>Loc #</u>	<u>Description</u>	<u>Part Number</u>
19	Bridge Assembly	007-2654-000
19a	Bridge Mtg. Screws (12)	001-8371-049
19b	Saddles (set of 3 w/ screws)	099-0843-000
19c	Intonation Screws (12)	001-8377-049
19d	Intonation Springs (12)	001-8689-049
19e	Height Adjust Screws (12)	001-6105-049
20	String Ferrules (6)	099-4918-000
21*	Saddle Height Adjust Wrench (12)	001-8531-049
22*	Truss Rod Nut	099-4944-000
23*	Deluxe Tweed Case	099-6103-400
24*	“Case Candy” Kit (cables, etc.)	007-3055-000

* = Not pictured in diagram

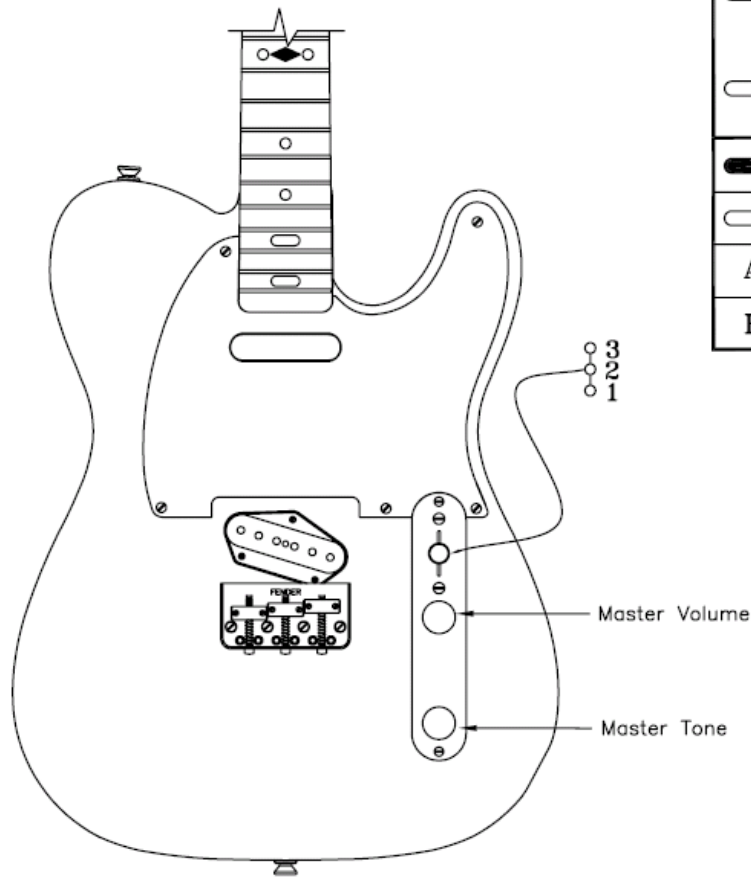
Bold = Item is available for warranty replacement only



Wiring Diagram



Control Function



3 WAY SWITCH POSITION			
3	2	1	
			← NECK PICKUP (A)
			← BRIDGE PICKUP (B)
	PICKUP IS ON		INDICATES POSITION OF 3 WAY SWITCH
	PICKUP IS OFF		
A	PICKUP (NECK)		
B	PICKUP (BRIDGE)		