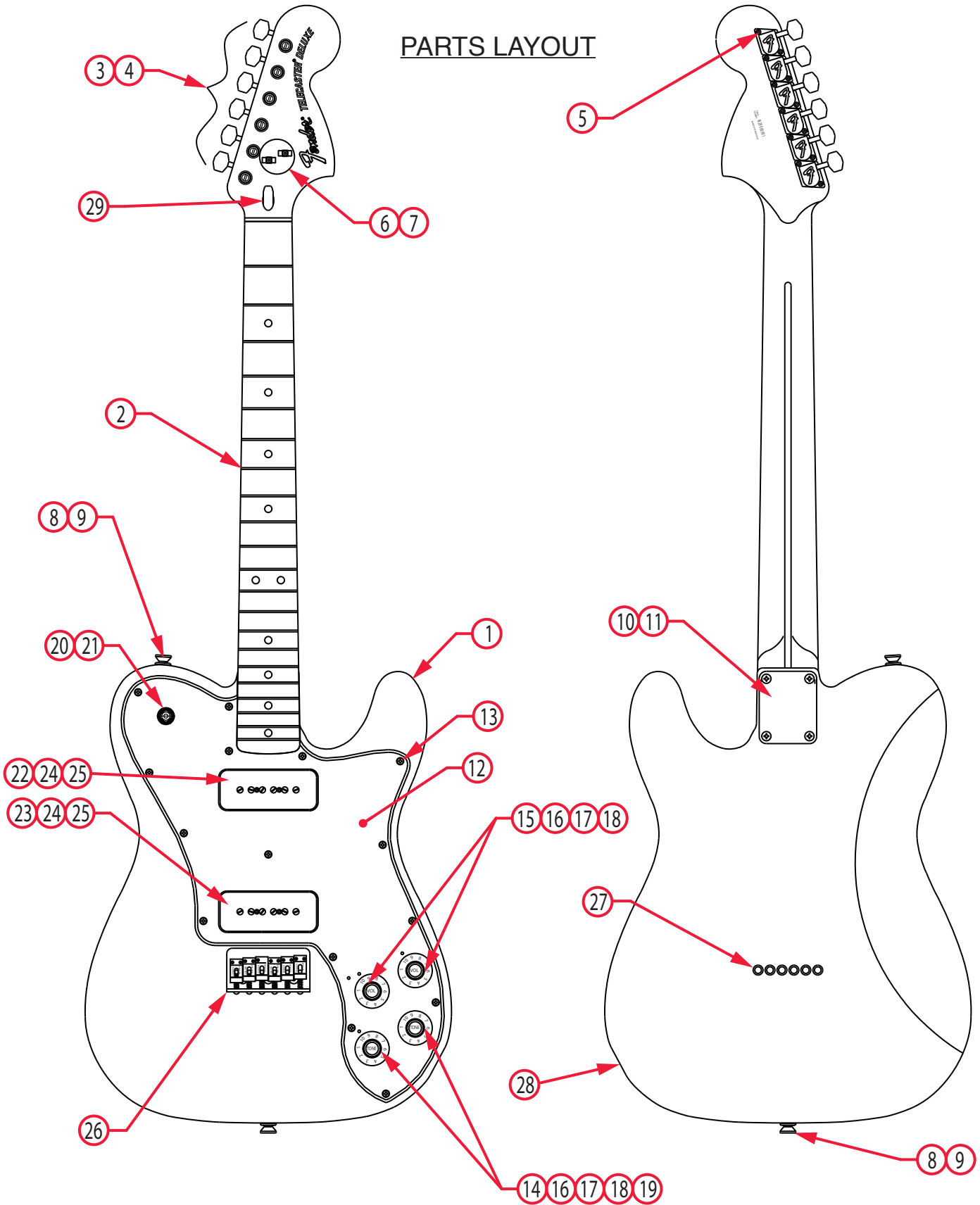


# CLASSIC PLAYER TELE DLX BLK DOVE (01419023XX)

## PARTS LAYOUT



# CLASSIC PLAYER TELE DLX BLK DOVE (01419023XX)

## PARTS LIST

REF#	DESCRIPTION	PART NUMBER
1	BODY CLASSIC PLAYER TELE DELUXE BLACK DOVE BLACK PAINT	0075360506
1	BODY CLASSIC PLAYER TELE DLX BLK DOVE CRIMSON RED TRANSPARENT PAINT	0077904538
2	NECK CLASSIC PLAYER TELE DELUXE BLACK DOVE	0075361000
3	KEY 70'S F SHRT PST NOS RH	0990822100
4	BUSHING FOR KEY	0053684000
5	SCREW SMAB 3 X 3/8 RHP NI	0011357049
6	STRING GUIDE NICKLE	0994910000
7	SCREW SMA 3 X 5/8 RHP NI	0011358049
8	STRAP BUTTON VINTAGE	0994915000
9	SCREW SMAB 5 X 1 OHP NI	0015610049
10	NECK PLATE VINTAGE TELE	0991447100
11	SCREW SMA 8 X 1 -3/4 OHP NI	0015636049
12	PICKGUARD CLASSIC PLAYER TELE DELUXE BLACK DOVE	0075362002
13	SCREW SMAB 4 X 1/2 OHP NI	0015578049
14	TONE KNOB 72 TELE CUSTOM	0054521049
15	VOLUME KNOB 72 TELE CUSTOM	0054521049
16*	CONTROL 250K 10% AUDIO METAL	0990831000
17*	NUT HEX 3/8-32 X 3/32 TK NI	0016352049
18*	WASHER LCK INTL 3/8 X .500 X .020 NI	0022384049
19*	CAP MPF RDL .022UF 250V 10%	0024832049
20	SWITCH ASSEMBLY TELESonic HH	0068421000
21*	NUT HEX 15/32-32 X 3/32 UNEF 2A ZI	0073972000
22	PICKUP ASSY DEARMOND P-90 NECK	0078129000
23	PICKUP ASSY DEARMOND P-90 BRIDGE	0078130000
24	WEATHER STRIPING 3/8 X 3/8 OPN CL RUBR	0017333049
25	SCREW SMA #3 X 1-1/2 OH PH BLK	0059185000
26	BRIDGE ASSY STRAT VINT NON TREM	0037592000
26A	BRIDGE PLATE VINT NON TREM	0010322000
26B	BRIDGE SECTION VINT STRAT	0992051000
26C	SPRING BRIDGE 1932	0992051000
26D	SPRING BRIDGE 1933	0992051000
26E	SCREW M4-40 X 5/8 RHP NI	0015693000
26F	SCREW SET 4-40 X 3/8 HEX SKT CUP SS	0994928000
26G	SCREW 4-40 X 5/16 STAINLESS ST	0994928000
27	FERRULE STRING RETAINER CHROME	0994917000
28*	JACK OUTPUT TELE MEXICO	0037428000

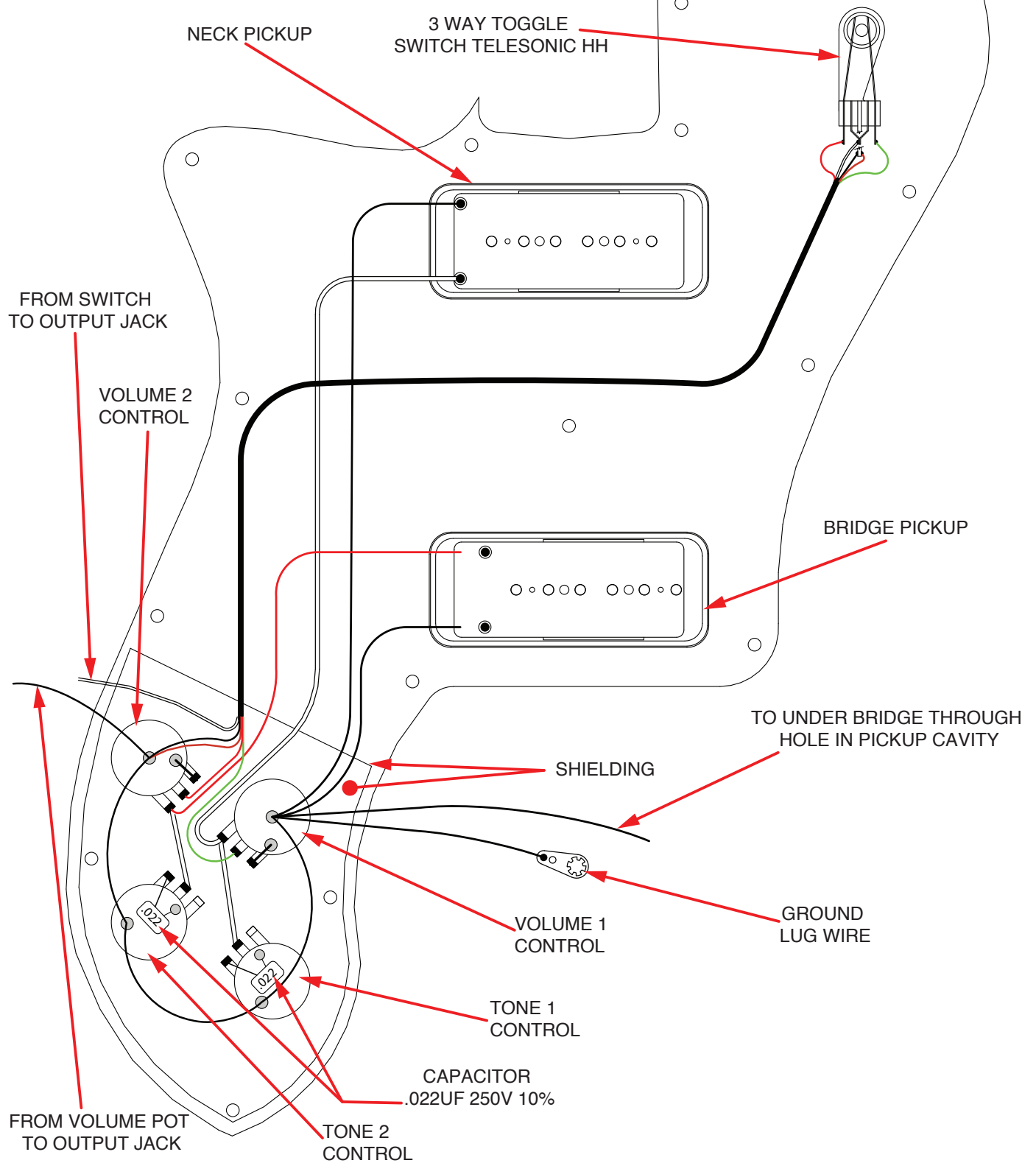
\* = NOT PICTURED IN DIAGRAM





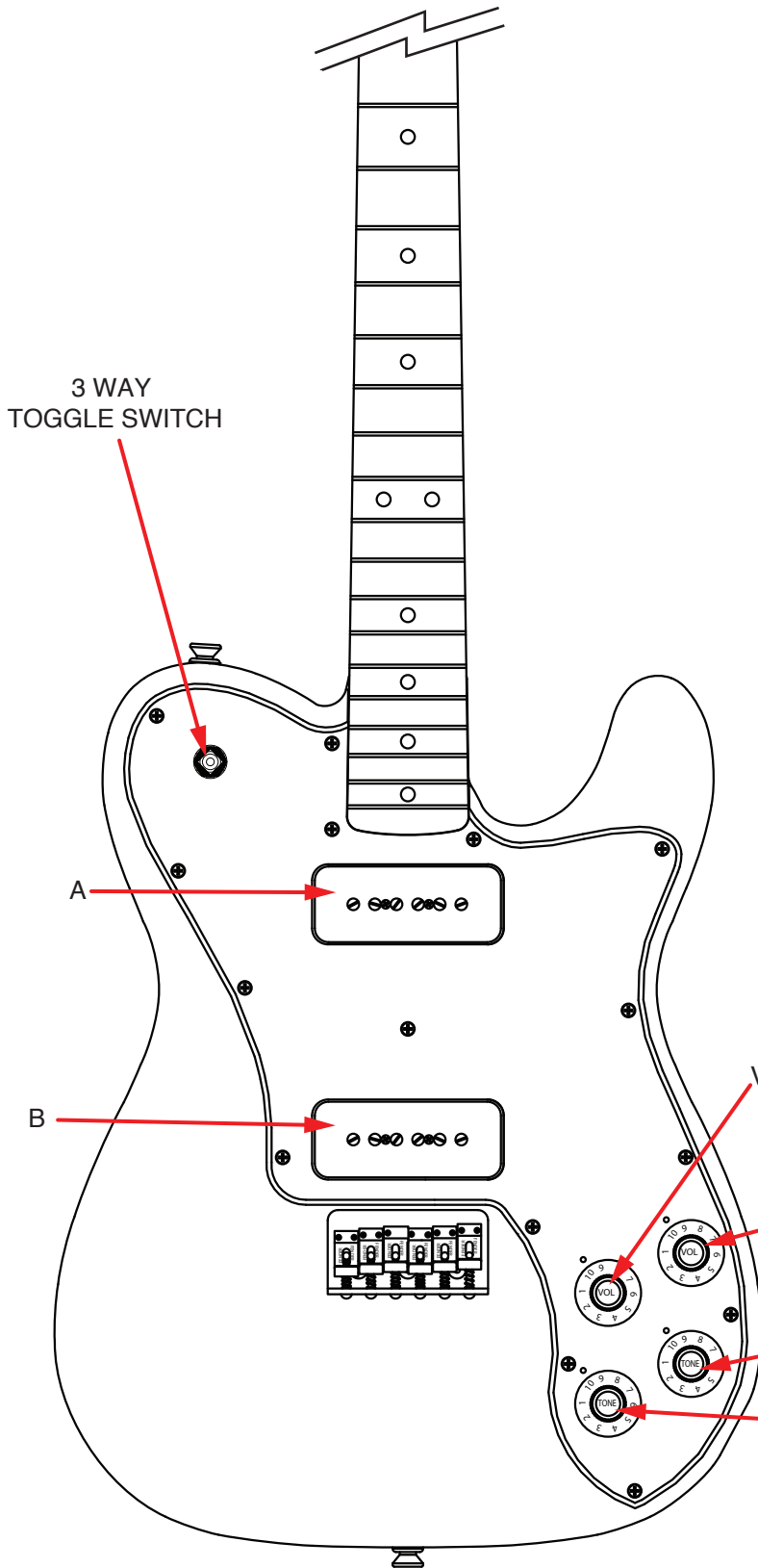
# CLASSIC PLAYER TELE DLX BLK DOVE (01419023XX)

## WIRING ASSEMBLY



# CLASSIC PLAYER TELE DLX BLK DOVE (01419023XX)

## SWITCH AND CONTROL FUNCTION



3 WAY SWITCH POSITION			
			← 3 WAY SWITCH POSITION
Vol 2	Vol 1 Vol 2	Vol 1	← CONTROL
			← NECK PICKUP (A)
			← BRIDGE PICKUP (B)
TONE 2	TONE 1 TONE 2	TONE 1	TONE CONTROL

	PICKUP IS ON	
	PICKUP IS OFF	
A	PICKUP (NECK)	INDICATES POSITION OF 3 WAY SWITCH 
B	PICKUP (BRIDGE)	