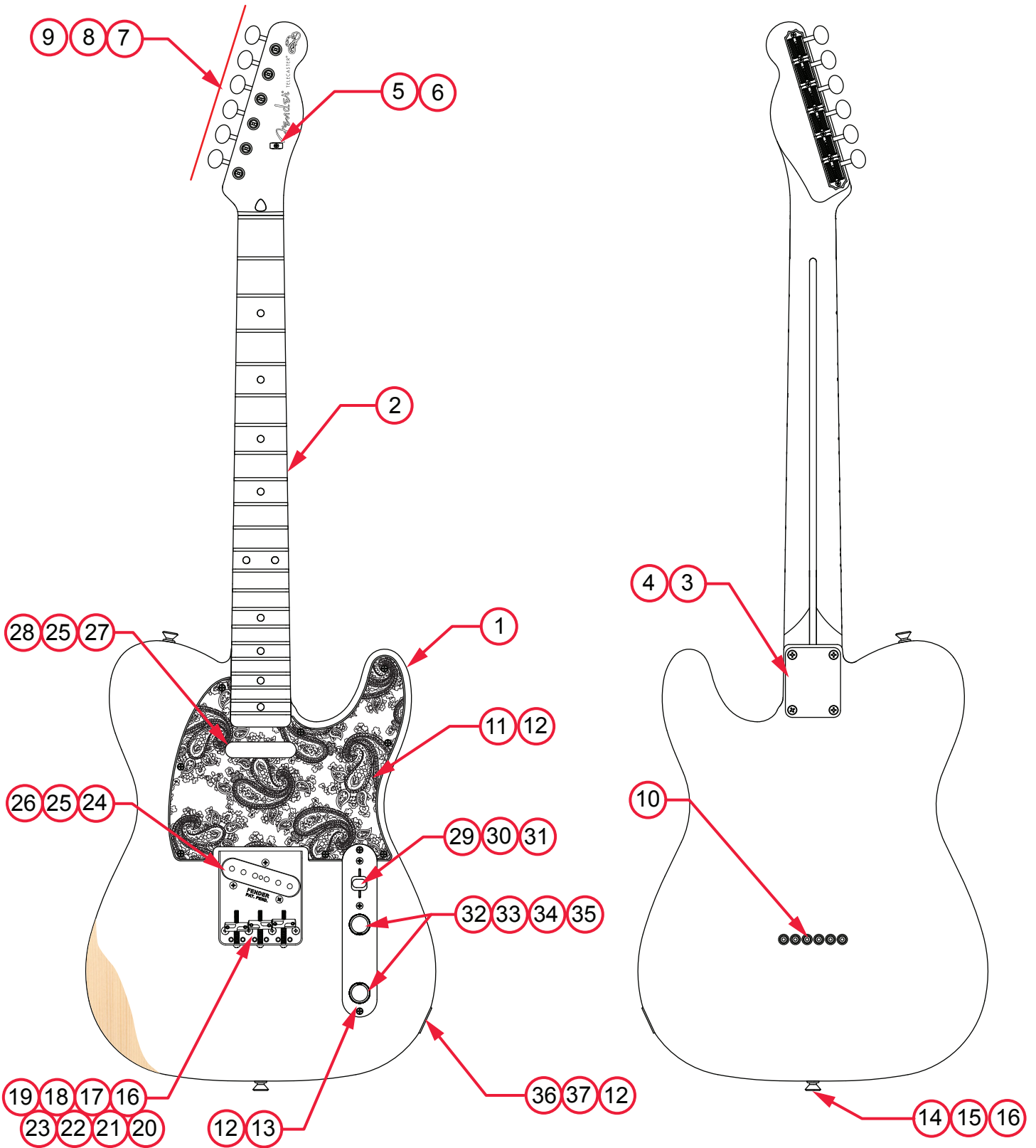


BRAD PAISLEY ROAD WORN® TELECASTER®

(014-5902-XXX)

PARTS LAYOUT

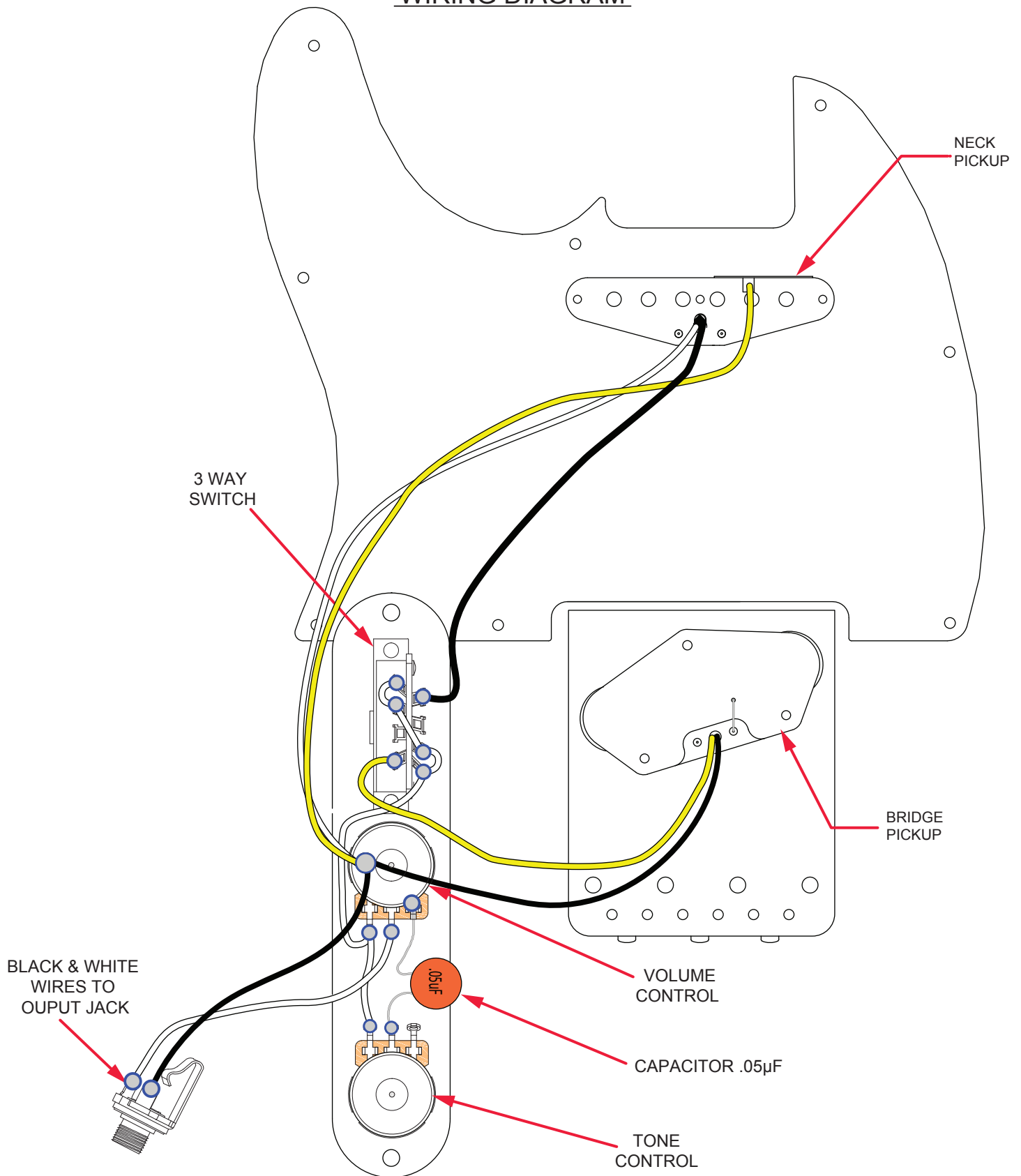


BRAD PAISLEY ROAD WORN® TELECASTER®**(014-5902-XXX)****PARTS LIST**

REF #	DESCRIPTION	PART NUMBER
1	BODY BRAD PAISLEY SILVER FLAKE PNT RDWN	7711831517
2	NECK BRAD PAISLEY ENHANCED V PNT RDWN	7711763000
3	PLATE NECK VINTAGE TELE, CHR RDWN	0078092800
4	SCRW SMA 8x1-3/4 OHP NI RDWN	0015636800
5	STRING TREE VINTAGE NI RDWN	0093569800
6	SCREW SMA #3 X 5/8 RHP RDWN	0018805800
7	KEYS VINT ST PING RDWN	0047912800
8	SCREW # 3 X 3/8 SM RD HD NIC	0011357800
9	BUSHING KEY VINT PING RDWN	0053020800
10	FERRULE STRING RETAINER NI RDWN	0012112000
11	PICKGUARD TELE TRANS PRNTD BRAD PAISLEY	7711755000
12	SCRW SMAB 4x1/2 OHP NCKL RDWN	0015578049
13	PLATE CONTROL TELE RDWN	0033134800
14	BUTTON STRAP RDWN	0012344800
15	SCREW SMAB 5x1 OHP NI RDWN	0015610049
16	BRIDGE PLATE VINT TELE RDWN	0054162800
17	SCREW WOOD 6X1 OHP NCKL RDWN	0016188800
18	SCREW 6-32X1-1/4 RHP RDWN	0015834800
19	SPRING COMPRESSION 1-1/16 RDWN	0018689800
20	BRIDGE SECTION AM PRO TELE STD RDWN	7709970800
21	BRIDGE SECTION AM PRO TELE REVERSE RDWN	7710421800
22	SCREW ST 6-32 x 3/8 OP NI HEX RDWN	7710028800
23	SCREW ST 6-32 x 5/16 OP NI HEX RDWN	7710422800
24	BRAD PAISLEY BRIDGE PICKUP RDWN	7710963800
25	TUBING LATEX CUT .375 x 1/8ID x 1/4OD	0036878000
26	SCREW MA RD HD 6-32 X 5/8 (12)	0015800049
27	PICKUP ASSY TWISTED TELE CHROME	0058128000
28	SCREW WOOD RH 3 X 1 (12)	0016295049
29	ORIG 3-WAY SWITCH VNT STR/TEL	0992041000
30	ORIG.TELE "TOP HAT" SWITCH TIP	0994937000
31	PICKUP/SWITCH SCREWS	0994925000
32	TELE/P.BASS KNOBS CHROME (2)	0991366000















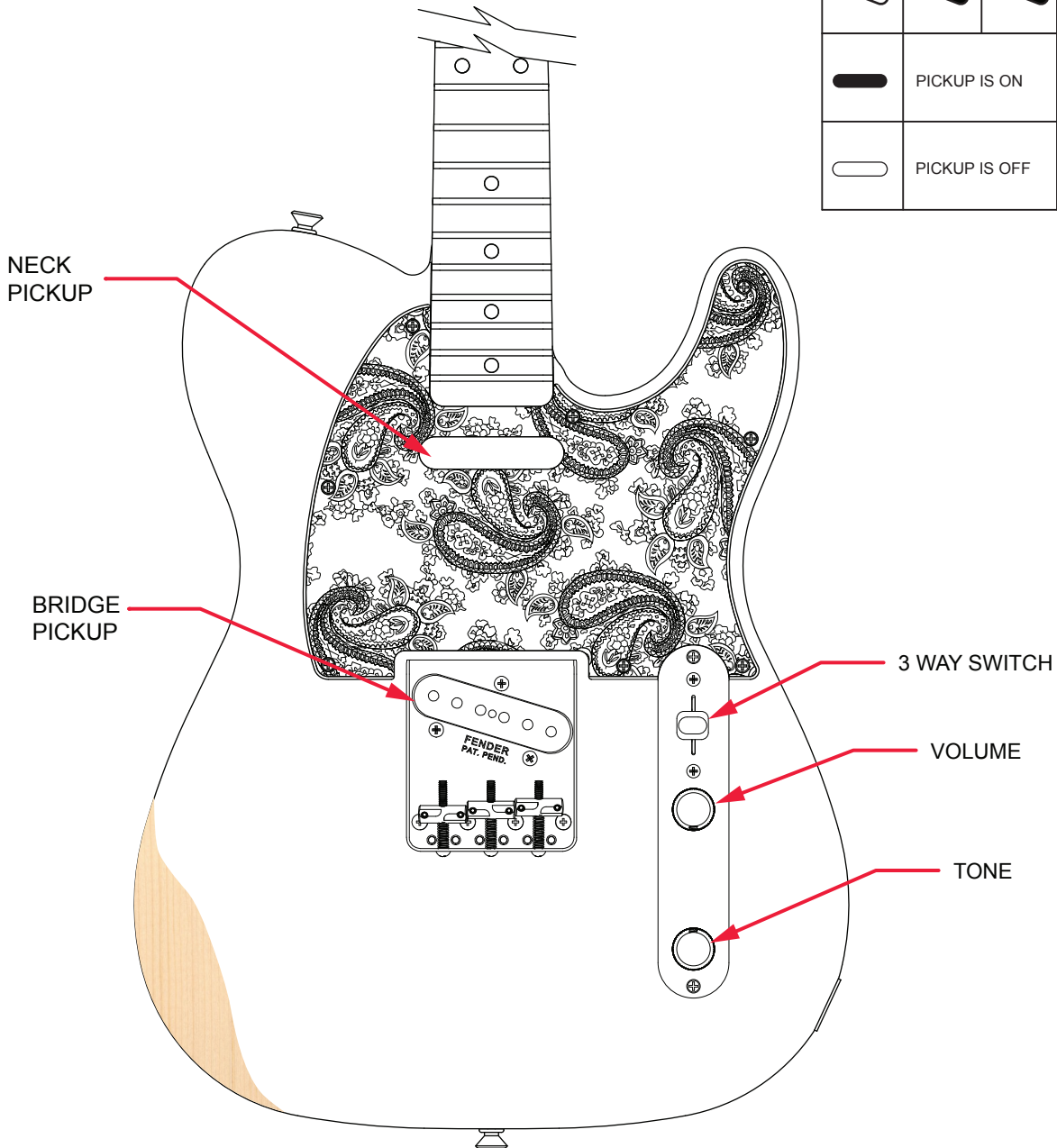
BRAD PAISLEY ROAD WORN® TELECASTER®
(014-5902-XXX)
WIRING DIAGRAM



BRAD PAISLEY ROAD WORN® TELECASTER® (014-5902-XXX)

SWITCH AND CONTROL FUNCTION

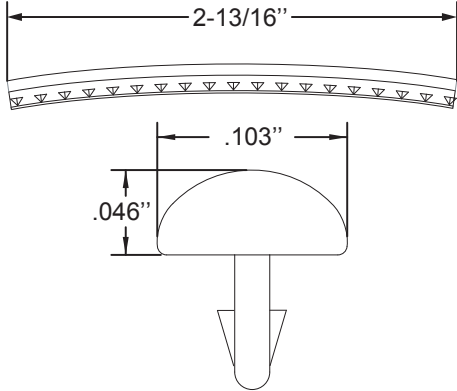
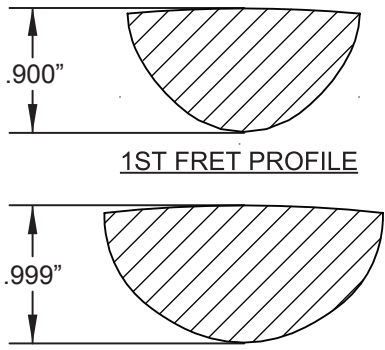
3 WAY SWITCH POSITION			
3 	2 	1 	← 3 WAY SWITCH POSITION
			← NECK PICKUP
			← BRIDGE PICKUP
	PICKUP IS ON	INDICATES POSITION OF 3 WAY SWITCH	
	PICKUP IS OFF		

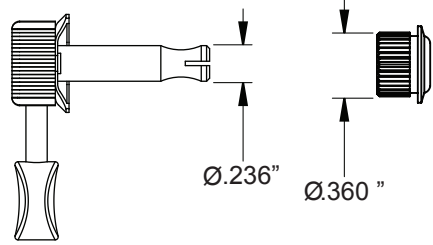
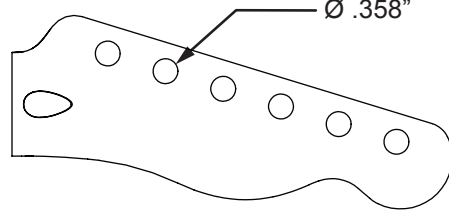


BRAD PAISLEY ROAD WORN® TELECASTER®

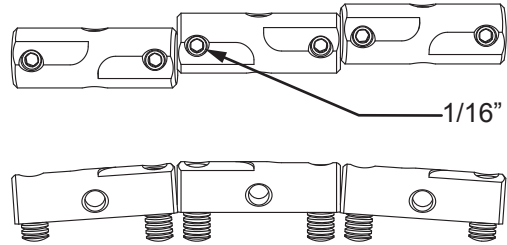
(014-5902-XXX)

ADDITIONAL SPECIFICATION DETAIL

<p>FRET SIZE: MED JUMBO (FRET DIMENSIONS ARE BEFORE INSTALLATION)</p> 	<p>PLEASE NOTE: AS EACH NECK IS SANDED & FINISHED BY HAND, THICKNESS DIMENSIONS MAY VARY SLIGHTLY FROM THOSE SHOWN.</p>	<p>ENHANCED "V" NECK PROFILE:</p>  <p>1ST FRET PROFILE</p> <p>12TH FRET PROFILE</p>
--	---	---

<p>KEY, VINT ST PING. P/N 0047912000 BUSHING KEY VINT PING P/N 0053020000</p>  <p>Ø.236" Ø.360"</p>	<p>TUNING MACHINE THRU-HOLE INNER DIAMETER .358"</p>  <p>Ø .358"</p>
--	--

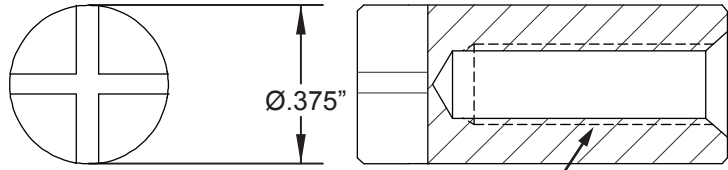
SADDLE HEIGHT ADJUSTMENT WRENCH:
1/16" HEX KEY P/N 0021109049



1/16" HEX

SADDLE HEIGHT SET SCREWS
TALL: P/N 7710028800 SHORT: P/N 7710422800


TRUSS ROD NUT P/N 0012252000



Ø.375"

10-32 THREAD

LOGO: DECAL BRAD PAISLEY FENDER TELECASTER
APPLIED UNDER THE FINISH



PICKUP SPECIFICATIONS			
POSITION	MAGNETS	DC RESISTANCE	POLARITY
NECK	ALNICO 5 UNBEVELED	5.7 - 6.1KΩ	NORTH
BRIDGE	ALNICO 5 UNBEVELED	7.1 - 7.7KΩ	NORTH